

On Density estimation by Randomized Quasi-Monte Carlo

Pierre L'Ecuyer

Joint work with **Amal Ben Abdellah**, **Art B. Owen**, and **Florian Puchhammer**



Workshop at RICAM, Linz, Austria, December 2018

What this talk is about

Quasi-Monte Carlo (QMC) and randomized QMC (RQMC) methods have been studied extensively for **estimating an integral**, say $\mathbb{E}[X]$, or approximating a function from its evaluation at a finite number of points.

How can we use them to **estimate the entire distribution of X** ?

Here we will focus on estimating the **density of X** over $[a, b] \subset \mathbb{R}$.

People often look at empirical distributions via histograms, for example.

More refined methods: **kernel density estimators** (KDEs).

Can RQMC improve such density estimators, and by how much?

Are there **other types of density estimators** than KDEs, that work better with RQMC?

Setting

Classical **density estimation** was developed in the context where independent observations X_1, \dots, X_n of X are **given** and one wishes to estimate the **density** f of X from that.

Here we assume that X_1, \dots, X_n are **generated by simulation** from a stochastic model. We can choose n and we have some freedom on how the simulation is performed.

The X_i 's are realizations of a random variable $X = g(\mathbf{U}) \in \mathbb{R}$ with density f , where $\mathbf{U} = (U_1, \dots, U_s) \sim U(0, 1)^s$ and $g(\mathbf{u})$ can be computed easily for any $\mathbf{u} \in (0, 1)^s$.

Can we obtain a better estimate of f with RQMC instead of MC? How much better?

Density Estimation

Suppose we estimate the density f over a finite interval $[a, b]$.

Let $\hat{f}_n(x)$ denote the density estimator at x , with sample size n .

We use the following measures of error:

$$\begin{aligned} \text{MISE} &= \text{mean integrated squared error} = \int_a^b \mathbb{E}[\hat{f}_n(x) - f(x)]^2 dx \\ &= \text{IV} + \text{ISB} \end{aligned}$$

$$\text{IV} = \text{integrated variance} = \int_a^b \text{Var}[\hat{f}_n(x)] dx$$

$$\text{ISB} = \text{integrated squared bias} = \int_a^b (\mathbb{E}[\hat{f}_n(x)] - f(x))^2 dx$$

Density Estimation

Simple **histogram**: Partition $[a, b]$ in m intervals of size $h = (b - a)/m$ and define

$$\hat{f}_n(x) = \frac{n_j}{nh} \text{ for } x \in I_j = [a + (j - 1)h, a + jh), \quad j = 1, \dots, m$$

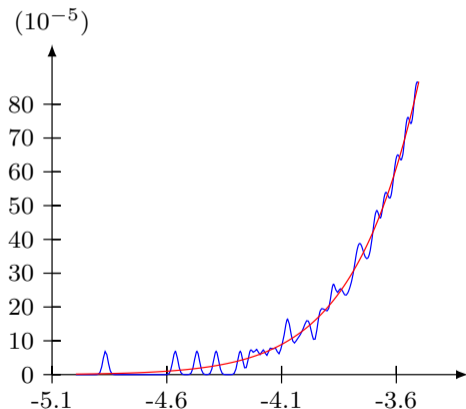
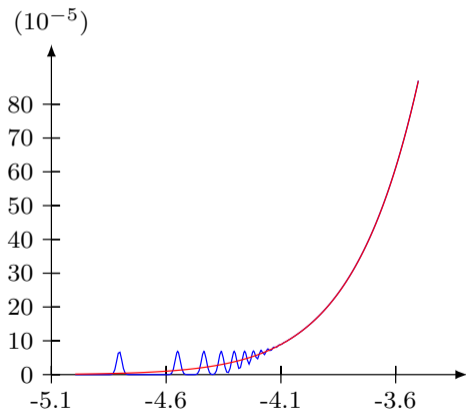
where n_j is the number of observations X_i that fall in interval j .

Kernel Density Estimator (KDE) : Select kernel k (unimodal symmetric density centered at 0) and **bandwidth** $h > 0$ (horizontal stretching factor for the kernel). The KDE is

$$\hat{f}_n(x) = \frac{1}{nh} \sum_{i=1}^n k\left(\frac{x - X_i}{h}\right).$$

KDE bandwidth selection: an illustration in $s = 1$ dimension

KDE (blue) vs true density (red) with RQMC point sets with $n = 2^{19}$:
lattice + shift (left), Sobol + 31-bit scramble (right)



Asymptotic convergence with Monte Carlo for smooth f

For $g : \mathbb{R} \rightarrow \mathbb{R}$, define

$$R(g) = \int_a^b (g(x))^2 dx,$$

$$\mu_r(g) = \int_{-\infty}^{\infty} x^r g(x) dx, \quad \text{for } r = 0, 1, 2, \dots$$

For histograms and KDEs, when $n \rightarrow \infty$ and $h \rightarrow 0$:

$$\text{AMISE} = \text{AIV} + \text{AISB} \sim \frac{C}{nh} + Bh^\alpha.$$

	C	B	α
Histogram	1	$R(f')/12$	2
KDE	$\mu_0(k^2)$	$(\mu_2(k))^2 R(f'')/4$	4

The asymptotically optimal h is

$$h^* = \left(\frac{C}{B\alpha n} \right)^{1/(\alpha+1)}$$

and it gives $\text{AMISE} = Kn^{-\alpha/(1+\alpha)}$.

	C	B	α	h^*	AMISE
Histogram	1	$\frac{R(f')}{12}$	2	$(nR(f')/6)^{-1/3}$	$\mathcal{O}(n^{-2/3})$
KDE	$\mu_0(k^2)$	$\frac{(\mu_2(k))^2 R(f'')}{4}$	4	$\left(\frac{\mu_0(k^2)}{(\mu_2(k))^2 R(f'') n} \right)^{1/5}$	$\mathcal{O}(n^{-4/5})$

To estimate h^* , one can estimate $R(f')$ and $R(f'')$ via KDE (plugin).

Asymptotic convergence with RQMC for smooth f

Idea: Replace $\mathbf{U}_1, \dots, \mathbf{U}_n$ by RQMC points.

RQMC does not change the bias.

For a KDE with smooth k , one could hope (perhaps) to get

$$\text{AIV} = C'n^{-\beta}h^{-1} \quad \text{for } \beta > 1, \text{ instead of } Cn^{-1}h^{-1}.$$

If the IV is reduced, the optimal h can be taken smaller to reduce the ISB as well (re-balance) and then reduce the MISE.

Asymptotic convergence with RQMC for smooth f

Idea: Replace $\mathbf{U}_1, \dots, \mathbf{U}_n$ by RQMC points.

RQMC does not change the bias.

For a KDE with smooth k , one could hope (perhaps) to get

$$\text{AIV} = C'n^{-\beta}h^{-1} \quad \text{for } \beta > 1, \text{ instead of } Cn^{-1}h^{-1}.$$

If the IV is reduced, the optimal h can be taken smaller to reduce the ISB as well (re-balance) and then reduce the MISE.

Unfortunately, things are not so simple.

Roughly, decreasing h increases the variation of the function in the estimator. So we rather have something like

$$\text{AIV} = C'n^{-\beta}h^{-\delta}$$

or $\text{IV} \approx C'n^{-\beta}h^{-\delta}$ in some bounded region.

Elementary QMC Bounds (Recall)

Integration error for $g : [0, 1]^s \rightarrow \mathbb{R}$ with point set $P_n = \{\mathbf{u}_0, \dots, \mathbf{u}_{n-1}\} \subset [0, 1]^s$:

$$E_n = \frac{1}{n} \sum_{i=0}^{n-1} g(\mathbf{u}_i) - \int_{[0,1]^s} g(\mathbf{u}) d\mathbf{u}.$$

Koksma-Hlawka inequality: $|E_n| \leq V_{\text{HK}}(g) D^*(P_n)$ where

$$V_{\text{HK}}(g) = \sum_{\emptyset \neq \mathbf{v} \subseteq \mathcal{S}} \int_{[0,1]^s} \left| \frac{\partial^{|\mathbf{v}|} g}{\partial \mathbf{v}} \right| d\mathbf{u}, \quad (\text{Hardy-Krause (HK) variation})$$

$$D^*(P_n) = \sup_{\mathbf{u} \in [0,1]^s} \left| \text{vol}[\mathbf{0}, \mathbf{u}) - \frac{|P_n \cap [\mathbf{0}, \mathbf{u})|}{n} \right| \quad (\text{star-discrepancy}).$$

There are explicit point sets for which $D^*(P_n) = \mathcal{O}((\log n)^{s-1}/n) = \mathcal{O}(n^{-1+\epsilon})$.

Explicit RQMC constructions for which $\mathbb{E}[E_n] = 0$ and $\text{Var}[E_n] = \mathcal{O}(n^{-2+\epsilon})$.

Bounding the AIV under RQMC for a KDE

KDE density estimator at a single point x :

$$\hat{f}_n(x) = \frac{1}{n} \sum_{i=1}^n \frac{1}{h} k\left(\frac{x - g(\mathbf{U}_i)}{h}\right) = \frac{1}{n} \sum_{i=1}^n \tilde{g}(\mathbf{U}_i).$$

With RQMC points \mathbf{U}_i , this is an RQMC estimator of $\mathbb{E}[\tilde{g}(\mathbf{U})] = \int_{[0,1]^s} \tilde{g}(\mathbf{u}) d\mathbf{u} = \mathbb{E}[\hat{f}_n(x)]$.

RQMC **does not change the bias**, but **may reduce** $\text{Var}[\hat{f}_n(x)]$, and then the IV.

To get RQMC variance bounds, we need **bounds on the variation of \tilde{g}** .

Bounding the AIV under RQMC for a KDE

KDE density estimator at a single point x :

$$\hat{f}_n(x) = \frac{1}{n} \sum_{i=1}^n \frac{1}{h} k\left(\frac{x - g(\mathbf{U}_i)}{h}\right) = \frac{1}{n} \sum_{i=1}^n \tilde{g}(\mathbf{U}_i).$$

With RQMC points \mathbf{U}_i , this is an RQMC estimator of $\mathbb{E}[\tilde{g}(\mathbf{U})] = \int_{[0,1]^s} \tilde{g}(\mathbf{u}) d\mathbf{u} = \mathbb{E}[\hat{f}_n(x)]$.

RQMC **does not change the bias**, but **may reduce** $\text{Var}[\hat{f}_n(x)]$, and then the IV.

To get RQMC variance bounds, we need **bounds on the variation of \tilde{g}** .

The partial derivatives are:

$$\frac{\partial^{|\mathbf{v}|}}{\partial \mathbf{u}_{\mathbf{v}}} \tilde{g}(\mathbf{u}) = \frac{1}{h} \frac{\partial^{|\mathbf{v}|}}{\partial \mathbf{u}_{\mathbf{v}}} k\left(\frac{x - g(\mathbf{u})}{h}\right).$$

We assume they exist and are uniformly bounded. E.g., Gaussian kernel k .

By expanding via the chain rule, we obtain terms in h^{-j} for $j = 2, \dots, |\mathbf{v}| + 1$.

One of the term for $\mathbf{v} = \mathcal{S}$ grows as $h^{-s-1} k^{(s)}((g(\mathbf{u}) - x)/h) \prod_{j=1}^s g_j(\mathbf{u}) = \mathcal{O}(h^{-s-1})$ when $h \rightarrow 0$, so this **AIV bound** grows in h as h^{-2s-2} . Not so good!

Improvement by a Change of Variable, in One Dimension

Suppose $g : [0, 1] \rightarrow \mathbb{R}$ **is monotone.** Change of variable $w = (x - g(u))/h$.

In one dimension ($s = 1$), we have $dw/du = -g'(u)/h$, so

$$V_{\text{HK}}(\tilde{g}) = \frac{1}{h} \int_0^1 k' \left(\frac{x - g(u)}{h} \right) \left(\frac{-g'(u)}{h} \right) du = \frac{1}{h} \int_{-\infty}^{\infty} k'(w) dw = \mathcal{O}(h^{-1}).$$

Then, if k and g are continuously differentiable, with RQMC points having $D^*(P_n) = \mathcal{O}(n^{-1+\epsilon})$, we obtain $\text{AIV} = \mathcal{O}(n^{-2+\epsilon}h^{-2})$.

With $h = \Theta(n^{-1/3})$, this gives $\text{AMISE} = \mathcal{O}(n^{-4/3})$.

A similar argument gives

$$V_2^2(\tilde{g}) = \frac{1}{h^2} \int_0^1 \left(k' \left(\frac{x - g(u)}{h} \right) \left(\frac{-g'(u)}{h} \right) \right)^2 du = \frac{1}{h^3} L_g \int_{-\infty}^{\infty} (k'(w))^2 dw = \mathcal{O}(h^{-3})$$

if $|g'| \leq L_g$, and then with NUS: $\text{AIV} = \mathcal{O}(n^{-3+\epsilon}h^{-3})$.

With $h = \Theta(n^{-3/7})$, this gives $\text{AMISE} = \mathcal{O}(n^{-12/7})$.

Higher Dimensions

Let $s = 2$ and $\mathbf{v} = \{1, 2\}$. With the change of variable $(u_1, u_2) \rightarrow (w, u_2)$, the Jacobian is $|dw/du_1| = |g_1(u_1, u_2)/h|$, where $g_j = \partial g/\partial u_j$. If $|g_2|$ and $|g_{12}/g_1|$ are bounded by a constant L ,

$$\begin{aligned} \int_{[0,1]^2} \left| \frac{\partial^{|\mathbf{v}|} \tilde{g}}{\partial \mathbf{u}_{\mathbf{v}}} \right| d\mathbf{u} &= \frac{1}{h} \int_{[0,1]^2} \left| \frac{\partial^2}{\partial u_1 \partial u_2} k \left(\frac{x - g(\mathbf{u})}{h} \right) \right| du_1 du_2 \\ &= \frac{1}{h} \int_{[0,1]^2} \left| k'' \left(\frac{x - g(\mathbf{u})}{h} \right) \frac{g_1(\mathbf{u})}{h} \frac{g_2(\mathbf{u})}{h} + k' \left(\frac{x - g(\mathbf{u})}{h} \right) \frac{g_{12}(\mathbf{u})}{h} \right| du_1 du_2 \\ &= \frac{1}{h} \int_0^1 \int_{-\infty}^{\infty} \left| k''(w) \frac{g_2(\mathbf{u})}{h} + k'(w) \frac{g_{12}(\mathbf{u})}{g_1(\mathbf{u})} \right| dw du_2 \\ &= \frac{L}{h} [\mu_0(k'')/h + \mu_0(k')] = \mathcal{O}(h^{-2}). \end{aligned}$$

This provides a bound of $\mathcal{O}(h^{-2})$ for $V_{\text{HK}}(\tilde{g})$, then $\text{AIV} = \mathcal{O}(n^{-2+\epsilon} h^{-4})$.

Generalizing to $s \geq 2$ gives $V_{\text{HK}}(\tilde{g}) = \mathcal{O}(h^{-s})$, $\text{AIV} = \mathcal{O}(n^{-2+\epsilon} h^{-2s})$, $\text{MISE} = \mathcal{O}(n^{-4/(2+s)})$.

Beats MC for $s < 3$, same rate for $s = 3$. Not very satisfactory. **But only a bound!**

Empirical Evaluation with Linear Model in a limited region

Regardless of the asymptotic bounds, the true IV may behave better than for MC for pairs (n, h) of interest. We consider the model

$$\text{MISE} = \text{IV} + \text{ISB} \approx C n^{-\beta} h^{-\delta} + B h^{\alpha}.$$

This model is only for a limited region of interest, not for everywhere, not necessarily asymptotic. The optimal h for this model satisfies

$$h^{\alpha+\delta} = \frac{C\delta}{B\alpha} n^{-\beta}.$$

and it gives $\text{MISE} \approx K n^{-\alpha\beta/(\alpha+\delta)}$.

We can take the asymptotic α (known) and B (estimated as for MC).

To estimate C , β , and δ , estimate the IV over a grid of values of (n, h) , and fit a linear regression model:

$$\log \text{IV} \approx \log C - \beta \log n - \delta \log h.$$

Model estimation

For each (n, h) , we estimate the IV by making n_r indep. replications of the RQMC density estimator, compute the variance at n_e evaluation points (stratified) over $[a, b]$, and multiply by $(b - a)/n$. We use logs in base 2, since n is a power of 2.

Validation

After estimating model parameters, we can **test out-of-sample** with independent simulation experiments at pairs (n, h) with $h = \hat{h}_*(n)$.

For test cases in which density is known, to assess what RQMC can achieve, we can compute a MISE estimate at those pairs (n, h) , and obtain **new parameter estimates** \tilde{K} and $\tilde{\nu}$ of model $\text{MISE} \approx Kn^{-\nu}$.

Numerical illustrations

For each example, we first estimate model parameters by regression using a grid of pairs (n, h) with $n = 2^{14}, 2^{15}, \dots, 2^{19}$ and (for KDE) $h = h_0, \dots, h_5$ with $h_j = h_0 2^{j/2} = 2^{-\ell_0 + j/2}$.

For each n and each RQMC method, we make $n_r = 100$ independent replications and take $n_e = 64$ evaluation points over bounded interval $[a, b]$. Also tried larger n_e .

RQMC Point sets:

- ▶ **MC**: Independent points (Crude Monte Carlo),
- ▶ **Stratification**: stratified unit cube,
- ▶ **LMS**: Sobol' points with left matrix scrambling (LMS) + digital random shift,
- ▶ **NUS**: Sobol' points with NUS.

Simple test example with standard normal density

Let Z_1, \dots, Z_s i.i.d. standard normal generated by inversion, and

$$X = \frac{Z_1 + \dots + Z_s}{\sqrt{s}}.$$

Then $X \sim \mathcal{N}(0, 1)$.

Here we can estimate IV, ISB, and MISE accurately.

We can compute $\int_a^b f''(x)dx$ exactly.

We take $[a, b] = [-2, 2]$.

Estimates of model parameters for KDE

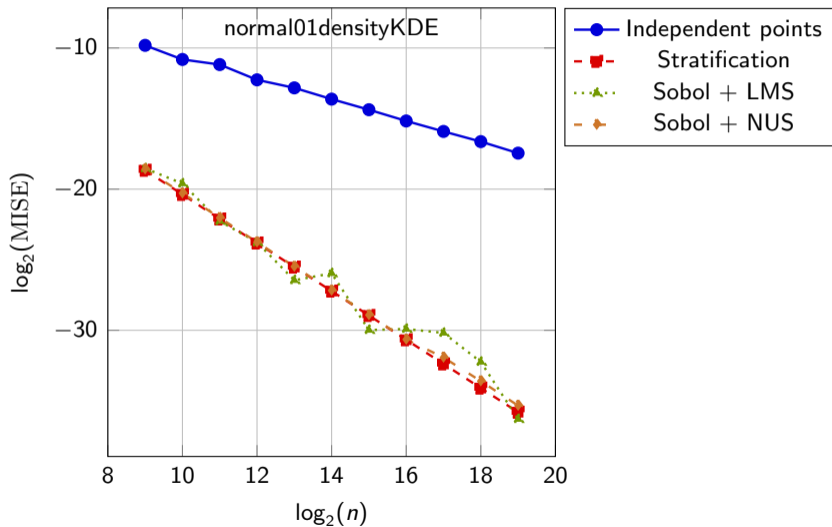
$$\text{ISB} = Bh^\alpha, \quad \text{IV} \approx Cn^{-\beta}h^{-\delta}, \quad \text{MISE} \approx \kappa n^{-\nu}$$

We have $B = 0.04754$ with $\alpha = 4$.

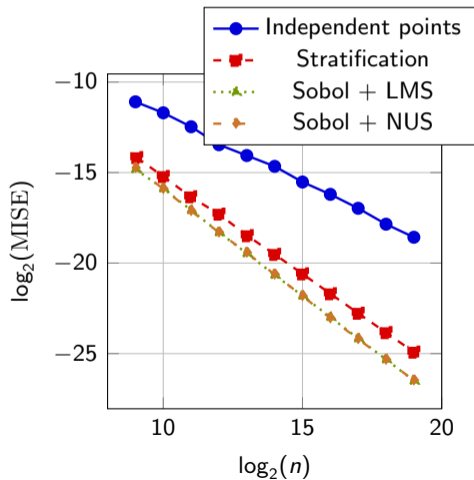
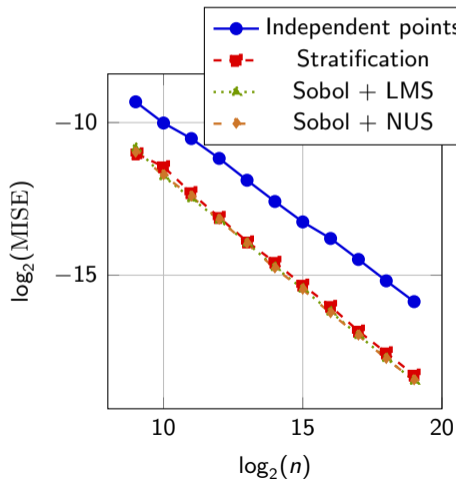
method	MC	Sobol + NUS				
s	1	1	2	3	5	20
R^2	0.999	0.999	1.000	0.995	0.979	0.993
β	1.017	2.787	2.110	1.788	1.288	1.026
δ	1.144	2.997	3.195	3.356	2.293	1.450
α	3.758	3.798	3.846	3.860	3.782	3.870
$\tilde{\nu}$	0.770	1.600	1.172	0.981	0.827	0.730
LGM	16.96	34.05	24.37	20.80	17.91	17.07

$$\text{LGM} = -\log_2(\text{MISE}) \text{ for } n = 2^{19}.$$

Convergence of the MISE in log-log scale, for the one-dimensional example



Convergence of the MISE, for $s = 2$, for histograms (left) and KDE (right).



Displacement of a cantilever beam (Bingham 2017)

Displacement D of a cantilever beam with horizontal load X and vertical load Y :

$$D = \frac{4L^3}{Ewt} \sqrt{\frac{Y^2}{t^4} + \frac{X^2}{w^4}}$$

where $L = 100$, $w = 4$, $t = 2$ (in inches), X , Y , and E are independent and normally distributed with means and standard deviations:

Description	Symbol	Mean	St. dev.
Young's modulus	E	2.9×10^7	1.45×10^6
Horizontal load	X	500	100
Vertical load	Y	1000	100

We want to estimate the **density of D** over $[a, b] = [0.336, 1.561]$ (about 99.5% of density).

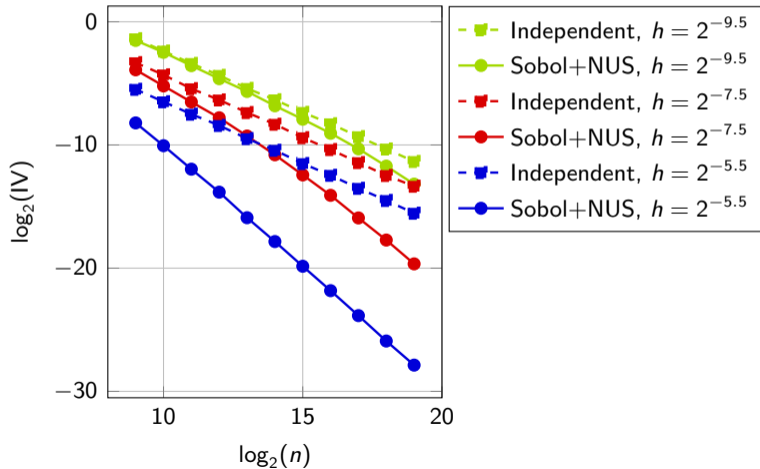
Parameter estimates of the linear regression model for IV and MISE:

$$IV \approx Cn^{-\beta}h^{-\delta}, \quad MISE \approx \kappa n^{-\nu}$$

Point set	\hat{C}	$\hat{\beta}$	$\hat{\delta}$	$\hat{\nu}$
KDE with Gaussian kernel, $\alpha = 4$				
Independent	0.210	0.993	1.037	0.789
Sobol+LMS	5.28E-4	1.619	2.949	0.932
Sobol+NUS	5.24E-4	1.621	2.955	0.932

Good fit: we have $R^2 > 0.99$ in all cases.

$\log_2(\text{IV})$ vs $\log_2 n$ for cantilever with KDE.



A weighted sum of lognormals

$$X = \sum_{j=1}^s w_j \exp(Y_j)$$

where $\mathbf{Y} = (Y_1, \dots, Y_s)^t \sim \mathcal{N}(\boldsymbol{\mu}, \mathbf{C})$.

Let $\mathbf{C} = \mathbf{A}\mathbf{A}^t$. To generate \mathbf{Y} , generate $\mathbf{Z} \sim \mathcal{N}(\mathbf{0}, \mathbf{I})$ and put $\mathbf{Y} = \boldsymbol{\mu} + \mathbf{A}\mathbf{Z}$.

We will use principal component decomposition (PCA).

This has several applications. In one of them, with $w_j = s_0(s - j + 1)/s$, $e^{-\rho} \max(X - K, 0)$ is the payoff of a financial option based on an average price at s observation times, under a GBM process. Want to estimate density of positive payoffs.

A weighted sum of lognormals

$$X = \sum_{j=1}^s w_j \exp(Y_j)$$

where $\mathbf{Y} = (Y_1, \dots, Y_s)^t \sim \mathcal{N}(\boldsymbol{\mu}, \mathbf{C})$.

Let $\mathbf{C} = \mathbf{A}\mathbf{A}^t$. To generate \mathbf{Y} , generate $\mathbf{Z} \sim \mathcal{N}(\mathbf{0}, \mathbf{I})$ and put $\mathbf{Y} = \boldsymbol{\mu} + \mathbf{A}\mathbf{Z}$.

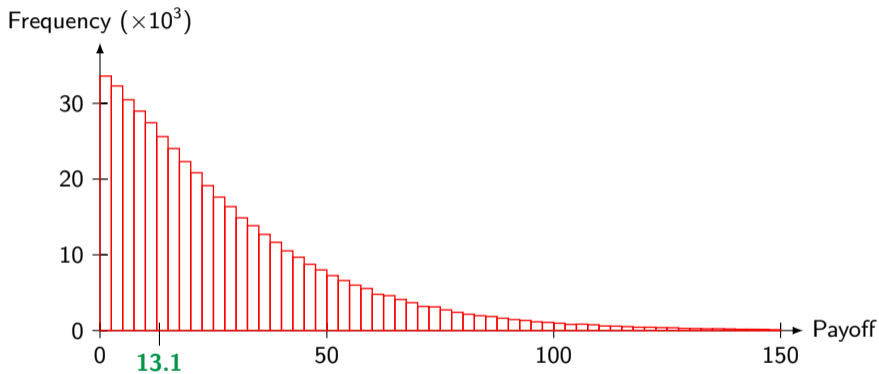
We will use principal component decomposition (PCA).

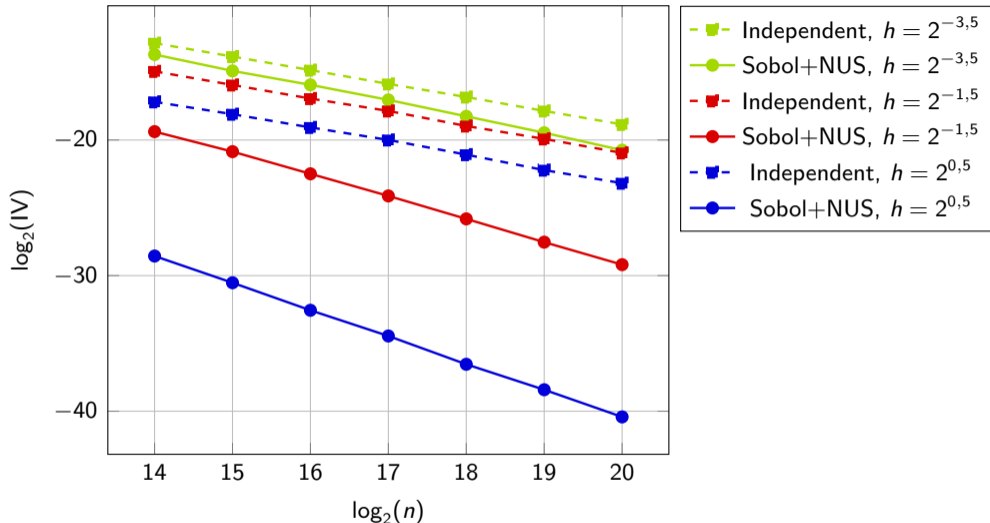
This has several applications. In one of them, with $w_j = s_0(s - j + 1)/s$, $e^{-\rho} \max(X - K, 0)$ is the payoff of a financial option based on an average price at s observation times, under a GBM process. Want to estimate density of positive payoffs.

Numerical experiment: Take $s = 12$, $\rho = 0.037$, $s_0 = 100$, $K = 101$, and \mathbf{C} defined indirectly via: $Y_j = Y_{j-1}(\mu - \sigma^2)j/s + \sigma B(j/s)$ where $Y_0 = 0$, $\sigma = 0.12136$, $\mu = 0.1$, and B a standard Brownian motion.

We will estimate the density of $e^{-\rho}(X - K)$ over $[a, b] = [0, 50]$.

Histogram of positive values from $n = 10^6$ independent simulation runs:





The RQMC bound in $s = 12$ dimension gives a worst rate than MC, but we observe a better actual IV and MISE.

Stochastic derivative of an estimator of F ?

The density is $f(x) = F'(x)$, so perhaps we can estimate $f(x)$ by the derivative w.r.t. x of an estimator of $F(x)$.

A simple candidate cdf estimator is the empirical cdf

$$\hat{F}_n(x) = \frac{1}{n} \sum_{i=1}^n \mathbb{I}[X_i \leq x].$$

However $d\hat{F}_n(x)/dx = 0$ almost everywhere, so this cannot be a useful density estimator!
We need a smoother estimator of F .

Conditional Monte Carlo (CMC) for Derivative Estimation

Idea: Replace the indicator $\mathbb{I}[X_i \leq x]$ by its **conditional cdf** given filtered (reduced) information \mathcal{G} :

$$F(x | \mathcal{G}) := \mathbb{P}[X \leq x | \mathcal{G}]$$

where the sigma-field \mathcal{G} contains not enough information to reveal X but enough to compute $F(x | \mathcal{G})$, and is chosen so that the following holds:

Assumption 1. For all realizations of \mathcal{G} , $F(x | \mathcal{G})$ is a continuous function of x which is differentiable except perhaps over a denumerable set of points, and for which the derivative $F'(x | \mathcal{G}) = dF(x | \mathcal{G})/dx$ (when it exists) is bounded uniformly in x by some random variable Γ having finite variance.

Theorem: $F'(x | \mathcal{G})$ is an unbiased estimator of $f(x)$, with variance bounded uniformly in x .

Overall estimator with n iid replicates: $\hat{f}_{\text{cmc},n}(x) = \frac{1}{n} \sum_{i=1}^n F'(x | \mathcal{G}_i)$.

With this estimator, $\text{ISB} = 0$, so $\text{MISE} = \text{IV}$, which is rather easy to estimate.

Proposed by Asmussen (2018) for a sum of random variables.

Application to the normalized sum of standard normals

We had

$$X = \frac{Z_1 + Z_2 + \cdots + Z_s}{\sqrt{s}}$$

where each $Z_j \sim \mathcal{N}(0, 1)$. For CMC, we can leave out Z_s , so $\mathcal{G} = (Z_1, \dots, Z_{s-1})$ and

$$\begin{aligned} F(x | \mathcal{G}) &= \mathbb{P}[X \leq x | Z_1, \dots, Z_{s-1}] = \mathbb{P}[Z_s \leq x\sqrt{s} - (Z_1 + Z_2 + \cdots + Z_{s-1})] \\ &= \Phi(x\sqrt{s} - (Z_1 + Z_2 + \cdots + Z_{s-1})). \end{aligned}$$

The resulting **density estimator** is

$$F'(x | \mathcal{G}) = \phi(x\sqrt{s} - (Z_1 + Z_2 + \cdots + Z_{s-1})) \sqrt{s}.$$

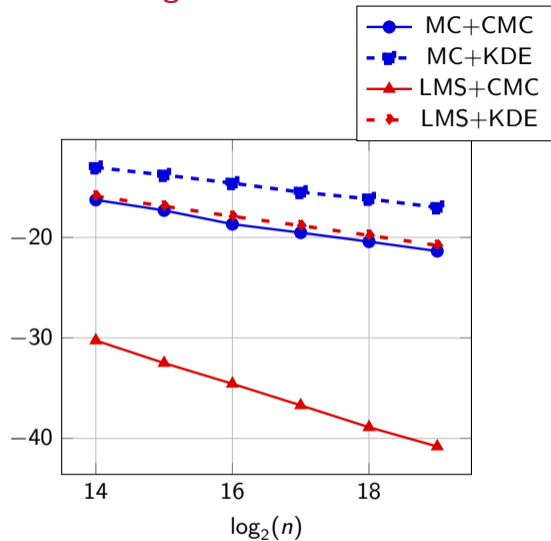
Assumption 1 is easily verified.

		$d = 3$			$d = 20$		
		MC	Sobol+LMS	Sobol+NUS	MC	Sobol+LMS	Sobol+NUS
CMC	ν	1.019	2.116	2.094	0.988	0.961	0.982
	LGM	21.36	40.81	40.65	19.27	19.58	19.54
KDE	ν	0.798	0.976	0.975	0.769	0.771	0.760
	LGM	17.01	20.79	20.80	17.00	17.10	17.07

LGM = $-\log_2(\text{MISE})$ for $n = 2^{19}$.

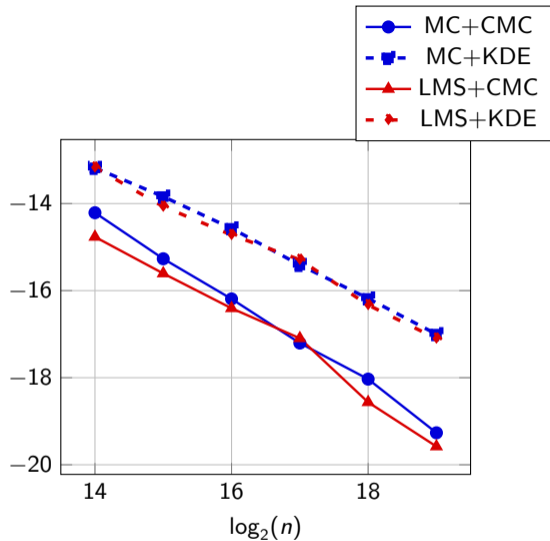
MISE convergence

$s = 3$



$s = 20$

27



Cantilever beam

$$D = \frac{4L^3}{Ewt} \sqrt{\frac{Y^2}{t^4} + \frac{X^2}{w^4}}$$

where E , X , Y are normal r.v.'s. Want density over $[a, b] = [0.407, 1.515]$.

For CMC, we can leave out E , i.e., take $\mathcal{G} = (X, Y)$. Then,

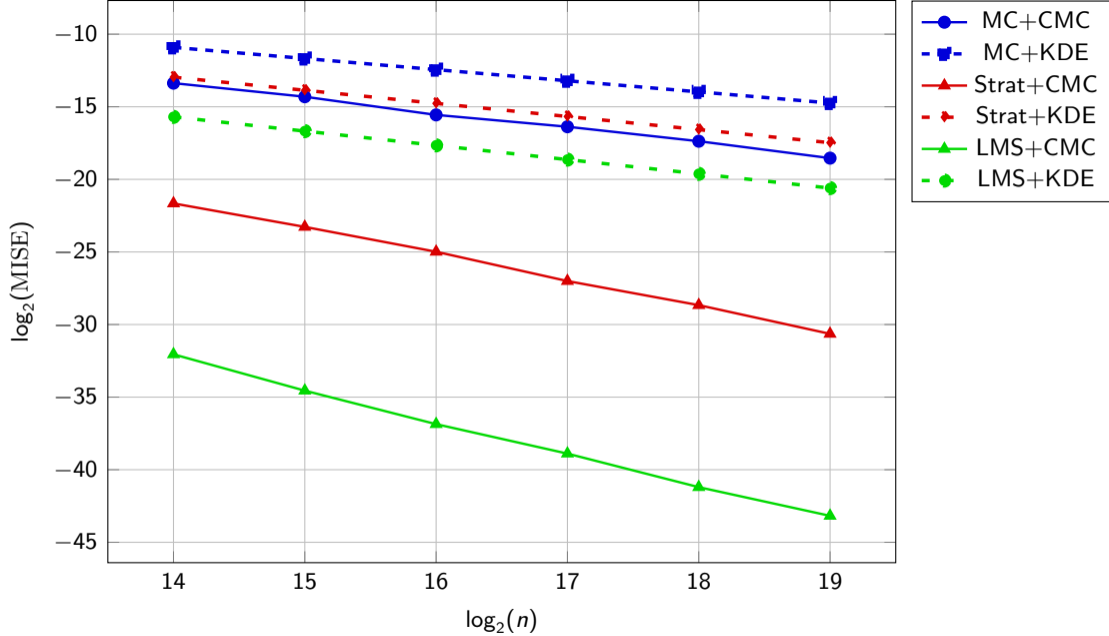
$$F(d | \mathcal{G}) = \mathbb{P}[D \leq d | X, Y] = \mathbb{P}\left[\frac{4L^3}{Ewt} \sqrt{\frac{Y^2}{t^4} + \frac{X^2}{w^4}} \leq d | X, Y\right] = 1 - \Phi\left(\frac{\frac{4L^3}{dwt} \sqrt{\frac{Y^2}{t^4} + \frac{X^2}{w^4}} - \mu_E}{\sigma_E}\right).$$

Taking the derivative w.r.t. d , we get

$$F'(d | \mathcal{G}) = \phi\left(\frac{\frac{4L^3}{dwt} \sqrt{\frac{Y^2}{t^4} + \frac{X^2}{w^4}} - \mu_E}{\sigma_E}\right) \times \frac{4L^3}{d^2wt\sigma_E} \sqrt{\frac{Y^2}{t^4} + \frac{X^2}{w^4}}.$$

Estimated $\text{MISE} = Kn^{-\nu}$ and $\text{LGM} = -\log_2 \text{MISE}$ for $n = 2^{19}$:

		MC	Strat	LMS	NUS
CMC	ν	1.02	1.80	2.22	2.16
	LGM	18.54	30.64	43.18	43.08
KDE	ν	0.81	0.89	0.94	0.96
	LGM	15.12	18.08	21.33	21.35

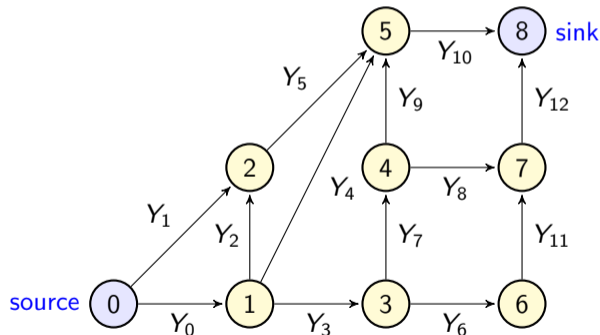


Example: A stochastic activity network

Gives precedence relations between activities. Activity k has random duration Y_k (also length of arc k) with known cumulative distribution function (cdf) $F_k(y) := \mathbb{P}[Y_k \leq y]$.

Project duration $T =$ (random) length of longest path from source to sink.

We want to estimate the density of T .

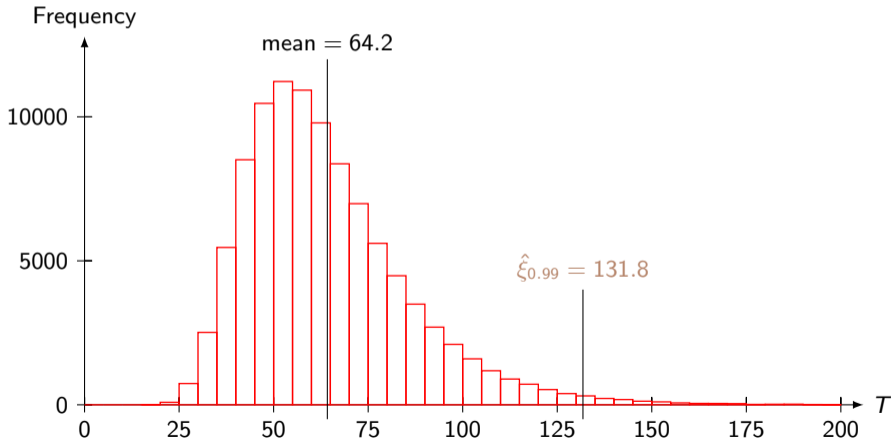


Numerical illustration from Elmaghraby (1977):

$Y_k \sim N(\mu_k, \sigma_k^2)$ for $k = 0, 1, 3, 10, 11$, and $V_k \sim \text{Expon}(1/\mu_k)$ otherwise.

μ_0, \dots, μ_{12} : 13.0, 5.5, 7.0, 5.2, 16.5, 14.7, 10.3, 6.0, 4.0, 20.0, 3.2, 3.2, 16.5.

Results of an experiment with $n = 100\,000$.



The SAN example, Sobol+NUS vs Independent points, summary for $n = 2^{19} = 524288$.

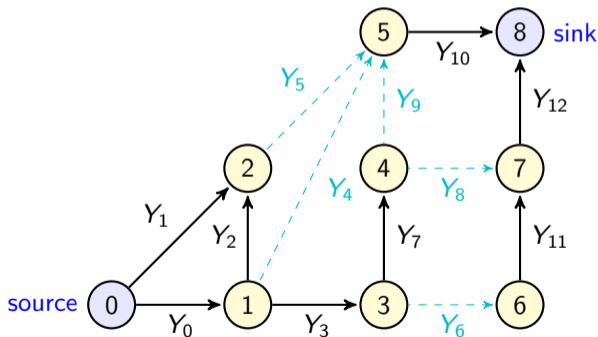
Density	m or h	Independent points		Sobol+NUS	
		$\log_2 IV$	IV rate	$\log_2 IV$	IV rate
KDE	0.10	-16.64	-0.999	-16.71	-1.006
	0.18	-17.96	-0.999	-18.18	-1.015
	0.32	-19.33	-0.998	-19.79	-1.035
	0.43	-19.99	-0.998	-20.71	-1.064

CMC for the SAN Example

Want to estimate the density of the longest path length T .

CMC estimator of $\mathbb{P}[T \leq t]$: $F(t | \mathcal{G}) = \mathbb{P}[T \leq t | \{Y_j, j \notin \mathcal{L}\}]$

where $\mathcal{L} = \{4, 5, 6, 8, 9\}$ and $Y_j = F_j^{-1}(U_j)$. This estimator continuous in the U_j 's and in t .



To compute $F(t | \mathcal{G})$: for each $l \in \mathcal{L}$, say from a_l to b_l , compute the length α_l of the longest path from 1 to a_l , and the length β_l of the longest path from b_l to the destination.

The longest path that passes through link l does not exceed t iff $\alpha_l + Y_l + \beta_l \leq t$, which occurs with probability $\mathbb{P}[Y_l \leq t - \alpha_l - \beta_l] = F_l[t - \alpha_l - \beta_l]$.

To compute $F(t | \mathcal{G})$: for each $l \in \mathcal{L}$, say from a_l to b_l , compute the length α_l of the longest path from 1 to a_l , and the length β_l of the longest path from b_l to the destination.

The longest path that passes through link l does not exceed t iff $\alpha_l + Y_l + \beta_l \leq t$, which occurs with probability $\mathbb{P}[Y_l \leq t - \alpha_l - \beta_l] = F_l[t - \alpha_l - \beta_l]$.

Since the Y_l are independent, we obtain

$$F(t | \mathcal{G}) = \prod_{l \in \mathcal{L}} F_l[t - \alpha_l - \beta_l].$$

To estimate the density of T , take the derivative w.r.t. t :

$$F'(t | \mathcal{G}) = \frac{d}{dt} F(t | \mathcal{G}) \stackrel{\text{w.p.1}}{=} \sum_{j \in \mathcal{L}} f_j[t - \alpha_j - \beta_j] \prod_{l \in \mathcal{L}, l \neq j} F_l[t - \alpha_l - \beta_l].$$

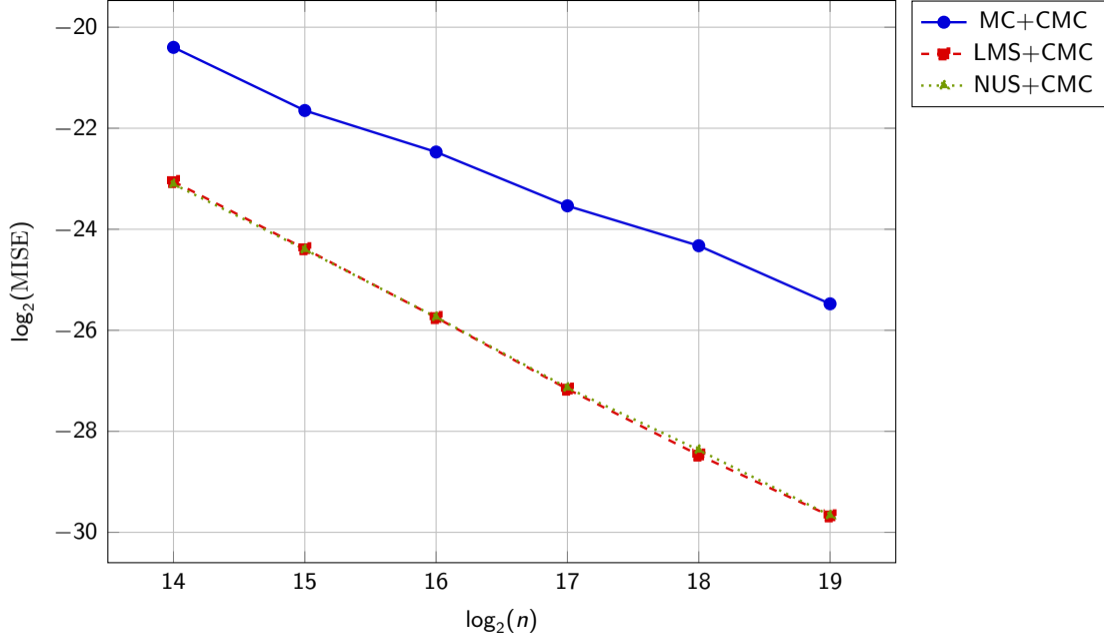
Assumption 1 holds if the F_j are smooth enough, and then $\mathbb{E}[F'(t | \mathcal{G})] = f_T(t)$.

With MC, the IV converges as $\mathcal{O}(1/n)$ and there is no bias, so MISE = IV.

With RQMC, we observe a convergence rate near $\mathcal{O}(n^{-4/3})$ for the IV and the MISE.

Estimated $\text{MISE} = Kn^{-\nu}$ and $\text{LGM} = -\log_2 \text{MISE}$ for $n = 2^{19}$:

		MC	LMS	NUS
CMC	ν	0.99	1.34	1.32
	LGM	25.48	29.67	29.66



Other examples

- ▶ Option pricing under GBM and under a VG process.
- ▶ Density estimation for a function of the state of a Markov chain, using Array-RQMC.
- ▶ More to come.

Conclusion

- ▶ Both CMC and RQMC can improve the convergence rate of the IV and MISE when estimating a density.
- ▶ With KDEs, the convergence rates observed in small examples are much better than the bounds proved from standard QMC theory.
There are opportunities for QMC theoreticians here!
- ▶ The combination of CMC with RQMC for density estimation is very promising!
Lots of potential applications!

- ▶ S. Asmussen. Conditional Monte Carlo for sums, with applications to insurance and finance, *Annals of Actuarial Science*, prepublication, 1–24, 2018.
- ▶ A. Ben Abdellah, P. L'Ecuyer, A. B. Owen, and F. Puchhammer. Density estimation by Randomized Quasi-Monte Carlo. Submitted, 2018.
- ▶ J. Dick and F. Pillichshammer. *Digital Nets and Sequences: Discrepancy Theory and Quasi-Monte Carlo Integration*. Cambridge University Press, Cambridge, U.K., 2010.
- ▶ P. L'Ecuyer. A unified view of the IPA, SF, and LR gradient estimation techniques. *Management Science* 36: 1364–1383, 1990.
- ▶ P. L'Ecuyer. Quasi-Monte Carlo methods with applications in finance. *Finance and Stochastics*, 13(3):307–349, 2009.
- ▶ P. L'Ecuyer. Randomized quasi-Monte Carlo: An introduction for practitioners. In P. W. Glynn and A. B. Owen, editors, *Monte Carlo and Quasi-Monte Carlo Methods 2016*, 2017.
- ▶ P. L'Ecuyer and G. Perron. On the Convergence Rates of IPA and FDC Derivative Estimators for Finite-Horizon Stochastic Simulations. *Operations Research*, 42 (4):643–656, 1994.
- ▶ A. B. Owen. Scrambled Net Variance for Integrals of Smooth Functions. *Annals of Statistics*, 25 (4):1541–1562, 1997.
- ▶ D. W. Scott. *Multivariate Density Estimation*. Wiley, 2015.