

# The Phantom SPA Method: an Inventory Example Revisited

**Felisa J. Vázquez-Abad**

Department of Computer Science and Operations Research  
University of Montreal, Québec,  
CANADA

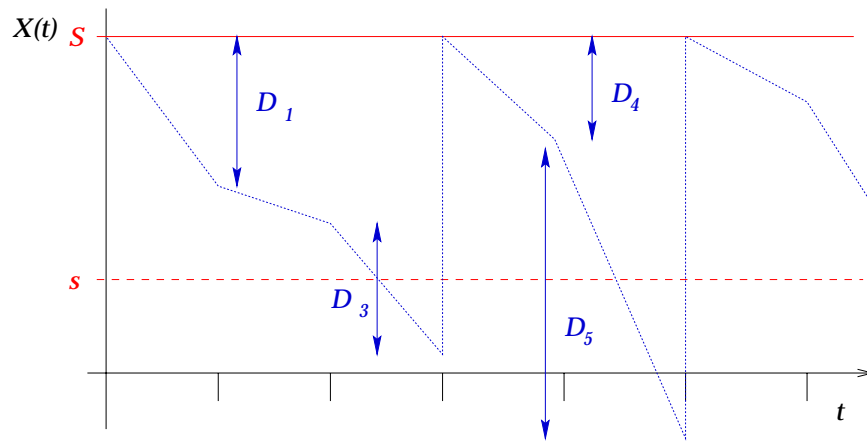
*7th INFORMS Computing Society Conference on OR and Computing Tools for the New  
Millennium.  
Cancún, México, Enero 2000.*

## Outline of Presentation

1. Motivation: The Inventory Model
2. SPA Formulation
  - Mathematical Formulation
  - Difference Process
  - One-Sided Critical Rates
3. Improving Efficiency
  - Two-Sided Critical Rates
  - Difference Process via Parallel Phantoms
  - Strong Consistency of the Phantom SPA Estimator
4. Computer Simulations
5. Conclusions

## The Inventory Model

Standard periodic review inventory model with backlog. The level of inventory as well as the demands are assumed *continuous* (Fu and Bashyam).



Costs at the end of period:

- **Holding cost**  $h$  per unit of inventory at end of period.
- **Penalty cost**  $p$  per unit of unsatisfied demand.
- **Ordering cost**  $K$  fixed if the decision is to order stock.

The inventory level  $X(t)$  is a right-continuous (cadlag) piecewise linear process, and the embedded Chain  $\{X_n\}$  at the review epochs is Markovian:

$$X_{n+1} = \begin{cases} X_n - D_n & \text{if } X_n - D_n \geq s \\ S & \text{otherwise} \end{cases} \quad \{D_n\} \text{ i.i.d. } \sim G$$

**Control Problem:** Find the optimal values of  $s$  and  $S$  to **minimize** the long term average cost per period  $C(s, S)$ . Suggested method for general distributions  $G$  and adaptive control is *gradient based stochastic approximation*.



Estimation of  $\frac{\partial}{\partial S} C(s, S)$

### Mathematical Formulation: The Model

Probability space  $(\Omega, \mathbb{P})$ ,  $\{D_n\}$  i.i.d. random variables,  $\mathfrak{F}_n = \sigma(D_1, \dots, D_n)$ .

$\implies X_{n+1}$  is  $\mathfrak{F}_n$ -measurable.

**Natural filtration** of the process  $\{X_n\}$  is given by  $\mathbb{F} = \{\mathfrak{F}_{i-1}, i \geq 1\}$ .

**Assumption 1** The demands  $D_i, i = 1, 2, \dots$  have a continuous, bounded density  $g$ , on  $\mathbb{R}^+$ .

The cost associated with period  $n$  is:

$$C_n \equiv C(X_n, D_n) = \begin{cases} h(X_n - D_n) & \text{if } D_n < X_n - s \\ h(X_n - D_n) + K & \text{if } X_n - s < D_n < X_n \\ p(D_n - X_n) + K & \text{if } D_n > X_n \end{cases}$$

By construction,  $X_n \in (s, S)$  is Harris recurrent and by Assumption 1 it is ergodic, therefore:

$$C(s, S) = \lim_{N \rightarrow \infty} \frac{1}{N} \sum_{n=1}^N \mathbf{E}[C(X_n, D_n)].$$

**Problem:** How to estimate the stationary derivative

$$\frac{\partial}{\partial S} C(s, S) = \lim_{N \rightarrow \infty} \frac{1}{N} \sum_{n=1}^N \frac{\partial}{\partial S} \mathbf{E}[C(X_n, D_n)]$$

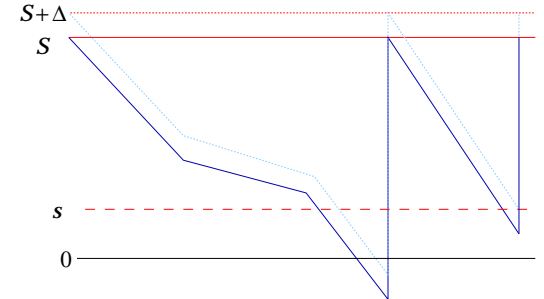
### Mathematical Formulation: Derivatives

For any demand  $d$ , the function  $C(\cdot, d)$  is continuous, except at  $x = d + s$ . The cadlag process  $C(X(t))$  is a **Lipschitz continuous** function of the process  $X(t)$  in the sup-norm.

**Stochastic derivative (IPA):** for  $\omega \in \Omega$ ,

$$\frac{\partial}{\partial S} C(X_n, D_n) = h \mathbf{1}_{\{X_n > D_n\}} + p \mathbf{1}_{\{X_n < D_n\}}$$

$$\frac{1}{N} \sum_{n=1}^N \frac{\partial}{\partial S} C(X_n, D_n) = \frac{hN^+ + pN^-}{N}.$$



However, the stochastic derivative (IPA) is **not consistent** for the derivative, that is:

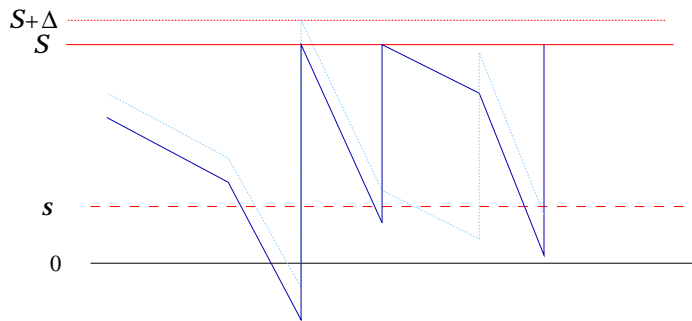
$$\frac{\partial}{\partial S} C(s, S) \neq \lim_{N \rightarrow \infty} \frac{h \mathbf{E}N^+ + p \mathbf{E}N^-}{N}.$$

**Reason:** Because the process  $X(t)$  *is not* Lipschitz continuous in  $S$  with probability one. To see this, let

$$\tau^+(\omega) = \min\{n > 1 : X_n - s < D_n \leq X_n + \Delta - s\}.$$

Then for all  $\omega$  with  $\tau^+(\omega) < N$ , it holds that

$$\sup_{t \in [0, N]} \|X^{S+\Delta}(t, \omega) - X^S(t, \omega)\| \geq S - s - \Delta \neq \mathcal{O}(\Delta).$$



### Filtered Conditioning: SPA

$$\tau^+(\omega) = \min\{n > 1 : X_n - s < D_n \leq X_n + \Delta - s\}.$$

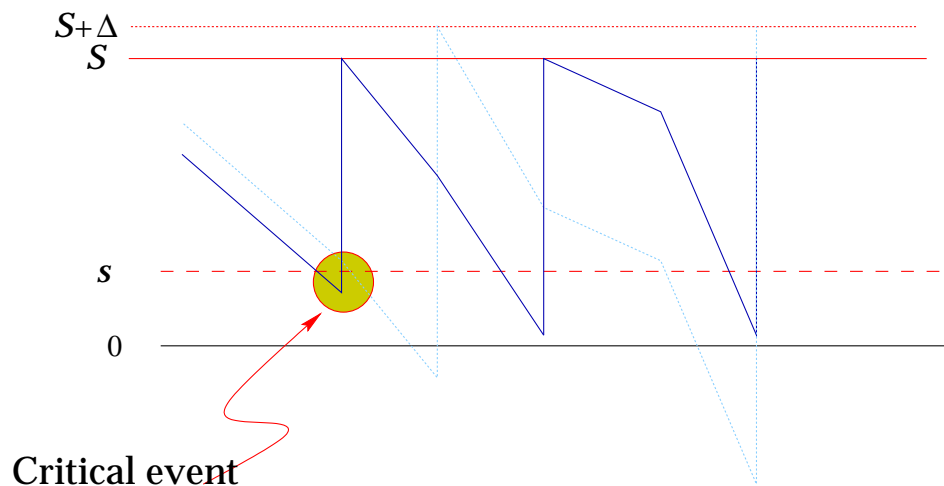
Define the *critical events* as  $\Omega_n = \{\omega : \tau^+(\omega) = n\}$ , which help describe the pathwise discontinuities of  $X(t)$ . Express  $\Omega$  as the union of disjoint sets:

$$\Omega = \Omega^* \cup \left(\bigcup_{n \leq N} \Omega_n\right),$$

and notice that  $\Omega^*$  is set where the trajectories are Lipschitz continuous, while  $\Omega_n$  is the set where there is a discontinuity at time  $n$ . Assumption 1 implies that critical events are *rare*:  $\mathbb{P}(\Omega_n | \mathfrak{F}_{n-1}) = \mathbb{P}(\Omega_n | X_n) = \mathcal{O}(\Delta)$ .

On the set  $\Omega^*$  the IPA is valid for the pathwise derivative. But on the critical events sets  $\Omega_n$  the processes are not Lipschitz continuous in the sup norm.

Filtered Monte Carlo conditions on the critical events.



## SPA Derivatives: Formulation

**Finite Differences:** Using the processes at  $S + \Delta$  and  $S$  (right-sided w.l.o.g.), one has:

$$\frac{\partial}{\partial S} C(s, S) = \lim_{N \rightarrow \infty} \lim_{\Delta \rightarrow 0} D_{\Delta}^{+}(S),$$

$$\text{where } D_{\Delta}^{+}(S) = \frac{1}{N} \sum_{n=1}^N \mathbf{E} \left[ \frac{C_i(S + \Delta) - C_i(S)}{\Delta} \right].$$

Using  $\Omega = \Omega^* \cup (\cup_{n \leq N} \Omega_n)$ , the finite difference can be expressed by further conditioning:

$$D_{\Delta}^{+}(S) = \frac{h \mathbf{E}N^{+} + p \mathbf{E}N^{-}}{N} \mathbf{P}[\Omega^*] + \sum_{n=1}^N \mathbf{E} \left( \frac{1}{N} \sum_{i=1}^N \mathbf{E} \left[ \frac{C_i(S + \Delta) - C_i(S)}{\Delta} \mid \Omega_n \right] \mathbf{P}[\Omega_n | \mathfrak{F}_{n-1}] \right)$$

where  $\mathbf{P}(\Omega^*) = 1 - \mathcal{O}(\Delta) \rightarrow 1$  as  $\Delta \rightarrow 0$ .

**Definition:** The *SPA derivative estimator* is a pathwise functional of the process that estimates the critical probability rates and in parallel, the difference processes started at the critical events.

$$\lim_{\Delta \rightarrow 0} \sum_{n=1}^N \mathbf{E} \left( \frac{1}{N} \sum_{i=1}^N \underbrace{\mathbf{E}[C_i(S + \Delta) - C_i(S) \mid \Omega_n]}_{\text{difference process}} \times \underbrace{\frac{\mathbf{P}[\Omega_n | \mathfrak{F}_{n-1}]}{\Delta}}_{\text{critical rates}} \right)$$

## Difference Processes

**Difference Processes:** The following properties are essential to the simulation of SPA estimators and they hold for general conditional threshold problems.

Recall that  $\Omega_n = \{\omega \in \Omega : \tau^+(\omega) = n\}$  is the set of trajectories where the first discontinuity in the two processes happens at time  $n$ . Conditioning on  $\Omega_n$ ,

- As  $\Delta \rightarrow 0$ , *both processes coincide* before  $n$ , that is,  $C_i(S + \Delta) = C_i(S), i < n$ .
- The limit processes for each  $\omega \in \Omega_n$  start at the limit values,  $X_n^+ = S$  (reorder and fill inventory),  $X_n = s$  (no ordering). The rest of their evolution uses the same sequence of demands  $D_i, i \geq n$  (CRN). From the Markovian properties, it follows that the difference process *is independent of  $n$  and of  $\mathfrak{F}_{n-1}$* .
- After  $\phi(n) = \min\{i > n : X_i^+ = X_i = S\}$ , *both processes coincide* again and their difference is zero.

Therefore it is sufficient to estimate:

$$\mathbf{E}[\Delta C^+] = \lim_{N \rightarrow \infty} \sum_{i=n}^N \mathbf{E}[C_i(S + \Delta) - C_i(S) \mid \Omega_n] = \mathbf{E} \left\{ \sum_{i=n}^{\phi(n)} [C(X_i^+, D_i) - C(X_i, D_i)] \right\}$$

**Remark:** Under negative perturbation the differences are  $C_i(S) - C_i(S - \Delta)$ , but in the limit  $\Delta \rightarrow 0$ , the difference process  $\Delta C^-$  has the same distribution as  $\Delta C^+$ , and similarly for a double sided perturbation  $C_i(S + \Delta/2) - C_i(S - \Delta/2)$



## Critical Rates: One-Sided

**Definition:** The *right-sided SPA* estimator is a conditional estimator of the rates:

$$\lim_{\Delta \rightarrow 0} \frac{1}{N} \sum_{n=1}^N \frac{\mathbf{P}[\Omega_n | \mathfrak{F}_{n-1}]}{\Delta}, = \lim_{\Delta \rightarrow 0} \frac{1}{N} \sum_{n=1}^N \frac{\mathbf{P}[X_n - s < D_n \leq X_n + \Delta - s | \mathfrak{F}_{n-1}]}{\Delta},$$

and the *left-sided SPA* estimator is a conditional estimator of the rates:

$$\lim_{\Delta \rightarrow 0} \frac{1}{N} \sum_{n=1}^N \frac{\mathbf{P}[\Omega_n | \mathfrak{F}_{n-1}]}{\Delta}, = \lim_{\Delta \rightarrow 0} \frac{1}{N} \sum_{n=1}^N \frac{\mathbf{P}[X_n - \Delta - s < D_n \leq X_n - s | \mathfrak{F}_{n-1}]}{\Delta},$$

**Right-sided:** The critical sets are defined as  $\Omega_n^+ = \{\omega : D_n > X_n - s\} \in \mathfrak{F}_n$ . Only on  $\Omega_n^+$  there is a positive probability that  $\tau^+(\omega) = n$ .

$$\frac{\mathbf{P}[\Omega_i | \Omega_i^+, \mathfrak{F}_{i-1}]}{\Delta} = \frac{\mathbf{P}[D_i - Z_i \leq \Delta | \Omega_i^+]}{\Delta} \rightarrow \frac{g(Z_i)}{1 - G(Z_i)}, \quad \text{with } \boxed{Z_i = X_i - s}$$

The corresponding one-sided SPA estimators for the critical rates  $R$  are:

$$(R)_{SPA}^+ = \frac{1}{N} \sum_{n=1}^N \frac{g(Z_n)}{1 - G(Z_n)} \mathbf{1}_{\{D_n > Z_n\}}, \quad (R)_{SPA}^- = \frac{1}{N} \sum_{n=1}^N \frac{g(Z_n)}{G(Z_n)} \mathbf{1}_{\{D_n > Z_n\}}$$

and are typically estimated through a usual Filtered Monte Carlo, as the sequence of the consecutive demands  $\{D_n\}$  is generated.

## Efficiency of Estimation

In many Markov Chain simulations a CLT is applied to estimate confidence intervals. The *precision* of an estimator  $\hat{Y}(N)$  is proportional to  $\sqrt{\text{Var}[\hat{Y}(N)]/N}$ , where  $N$ : sample size.

Variance reduction  $\Rightarrow$  better precision, but CPU time may override the benefits.

**Definition:** The *efficiency* of a consistent estimator  $\hat{Y}(N)$  is:

$$\mathcal{E}(\hat{Y}(N)) = \frac{1}{\text{CPU}[\hat{Y}(N)]\text{Var}[\hat{Y}(N)]}.$$

- **Critical Rates:** Uses further conditioning (on  $\Omega_n^\pm$ ) which may reduce variance,

$$\mathbf{P}[\Omega_i | \mathfrak{F}_{i-1}] = \mathbf{E} \left( \mathbf{P}[\Omega_i | \Omega_i^+, \mathfrak{F}_{i-1}] \right).$$

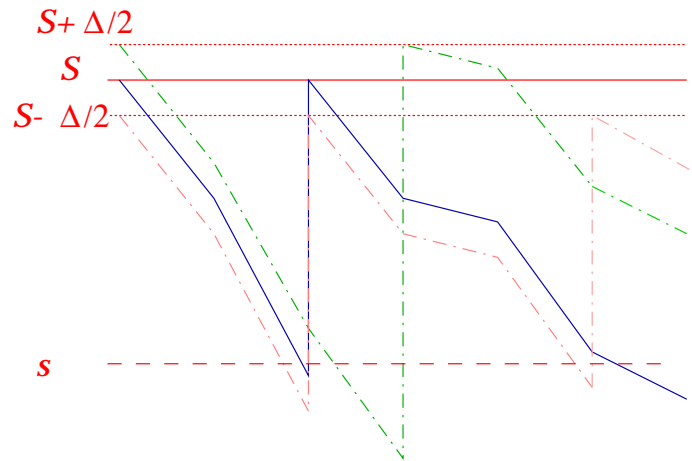
**Problem:** For many distributions of interest the calculation of  $G(Z_n)$  may be very costly and increases CPU.

$\Rightarrow$  Two-Sided SPA

- **Difference Processes:** Off-line simulations are used to estimate  $\mathbf{E}[\Delta C^+]$ . Independent difference processes are simulated for  $N$  replications. **Problem:** May require long CPU time to generate all the demands, which may be costly for many distributions.

$\Rightarrow$  Parallel Phantoms

## Two-Sided SPA Estimation



Nominal process  $X_S(t)$ , perturbation processes  $X_{S+\Delta/2}(t)$  and  $X_{S-\Delta/2}(t)$ .

The critical events now are the first epochs where ordering decisions differ:

$$\tau(\omega) = \min\{n : -\Delta/2 < D_n - Z_n \leq \Delta/2\}.$$

The *two sided SPA* estimator is a conditional estimator of the rates:

$$\lim_{\Delta \rightarrow 0} \frac{1}{N} \sum_{n=1}^N \frac{\mathbf{P}[\Omega_n | \mathfrak{F}_{n-1}]}{\Delta}, = \lim_{\Delta \rightarrow 0} \frac{1}{N} \sum_{n=1}^N \frac{\mathbf{P}[X_n - \frac{\Delta}{2} - s < D_n \leq X_n + \frac{\Delta}{2} - s | \mathfrak{F}_{n-1}]}{\Delta}.$$

Using the density  $g$  of the demands  $D_n$ , the estimator for the critical rates  $R$  is:

$$R_{SPA} = \frac{1}{N} \sum_{n=1}^N g(Z_n)$$

Estimation through a usual Filtered Monte Carlo, as the sequence of the consecutive demands  $\{D_n\}$  is generated. Only  $g(\cdot)$  has to be evaluated and there is no random denominator.

## Parallel Phantoms

Difference process  $d_n = X_n^+ - X_n$  can be calculated recursively:

1. Start at  $X_0^+ = S, X_0 = s$ , set  $d_0 = S - s, n = 1$ .
2. If  $d_n \neq 0$  set  $n := n + 1$ , else  $\phi = n$  and END OF CYCLE.
3. Generate  $D_n$ , calculate  $X_{n+1}$  and update difference:

If  $d_n > 0$  then:

$$d_{n+1} = \begin{cases} d_n & \text{if } D_n < X_n^+ + d_n - s \text{ (both above reorder level } s) \\ X_n^+ - D_n - S < 0 & \text{if } X_n^+ - d_n - s < D_n < X_n^+ - s \text{ (one above and one below)} \\ 0 & \text{if } D_n > X_n^+ - s \text{ (both processes reach } S) \end{cases}$$

If  $d_n < 0$  then:

$$d_{n+1} = \begin{cases} d_n & \text{if } D_n < X_n^+ - s \text{ (both above reorder level } s) \\ S + D_n - X_n^+ - d_n > 0 & \text{if } X_n^+ - s < D_n < X_n^+ - d_n - s \text{ (one above and one below)} \\ 0 & \text{if } D_n > X_n^+ - d_n - s \text{ (both processes reach } S) \end{cases}$$

4. Go to 2.

**Parallel Phantoms:** Only the *nominal process*  $X_n^+$  is simulated. Use  $X_n^+$  and the consecutive demands to estimate in parallel the difference process by starting a *phantom process* with initial difference  $d_1(j) = S - s$  *every time* that  $X_j^+ = S$ . Only *one simulation*  $(D_1, D_2, \dots, D_N)$  is used for estimating  $E[\Delta C^+]$ . That is, a random number of phantom processes  $d_n(j), j = 1, 2, \dots$  is calculated along with the nominal simulation.

### Parallel Phantom SPA

$$\frac{\partial}{\partial S} C(s, S) = \lim_{N \rightarrow \infty} \frac{h \mathbf{E} N^+ + p \mathbf{E} N^-}{N} + \mathbf{E}[\Delta C^+] \lim_{N \rightarrow \infty} \mathbf{E} \left( \frac{1}{N} \sum_{n=1}^N g(X_n - s) \right)$$

$M(N)$ : number of steps  $j = 1, \dots, N$  such that  $X_j = S$ . The **Phantom SPA** is:

$$\begin{aligned} \widehat{(\Delta C^+)}_N &= \frac{1}{M(N)} \sum_{j=1}^N \mathbf{1}_{\{X_j=S\}} \sum_{n=j}^{\phi(j)} d_n(j), \text{ and} \\ \widehat{C'(s, S)} &= \frac{hN^+ + pN^-}{N} + \widehat{(\Delta C^+)}_N \sum_{n=1}^N \frac{g(X_n - s)}{N}, \end{aligned}$$

**Proposition 1** *The Phantom SPA estimator  $\widehat{C'(s, S)}$  is strongly consistent for  $\frac{\partial}{\partial S} C(s, S)$ .*

**Proof :** Given any index  $j$  and  $n \geq j$ ,  $\mathbf{P}[d_{n+1} = 0] \geq \mathbf{P}[D_n > S - s] \geq \pi > 0$ . This implies that  $\phi(j)$  is *stochastically dominated* by a geometric random variable with finite expectation  $(1/\pi)$ . Also,  $\|d_n(j)\| < S - s$ , w.p.1. Use Assumption 1, dominated convergence and uniqueness of the stationary measure  $\mu(dx)$  for the process, to obtain the result:

$$\lim_{N \rightarrow \infty} \widehat{(\Delta C^+)}_N = \mathbf{E}[\Delta C^+], \quad \text{and} \quad \lim_{N \rightarrow \infty} \frac{1}{N} \sum_{n=1}^N g(X_n - s) = \int_s^S g(x - s) \mu(dx).$$

### Computer Simulations

$K = 10, h = 10, p = 50, s = 10, S = 20. N = 5000$  nominal,  $M = 5000$  cycles off-line.  
 Comparison of Two-Sided SPA with Fu's One-Sided Off-line estimators:

<b>Results with Off-Line Simulations</b>				
Distribution	Theoretical	SPA <sup>-</sup>	SPA <sup>+</sup>	SPA*
Exp(1/3)	-4.531	-4.680 ± 0.26	-4.570 ± 0.10	-4.572 ± 0.08
Exp(1/5)	-2.862	-2.779 ± 0.145	-2.843 ± 0.088	-2.837 ± 0.082
Exp(1/10)	1.516	1.586 ± 0.114	1.569 ± 0.094	1.576 ± 0.101
$U(0, 6)$	–	-5.185 ± 0.171	-5.225 ± 0.171	-5.261 ± 0.122
$U(0, 12)$	–	-5.359 ± 0.211	-5.312 ± 0.088	-5.259 ± 0.044
$U(0, 20)$	–	-2.181 ± 0.100	-2.212 ± 0.084	-2.200 ± 0.079

Comparison of Two-Sided Off-line estimation with Parallel Phantom SPA:

Distribution	Off-Line		Parallel Phantoms	
	SPA*	CPU (secs)	SPA*	CPU (secs)
Exp(1/3)	-4.509 ± 0.081	25.54	-4.530 ± 0.027	11.91
Exp(1/5)	-2.816 ± 0.097	14.99	-2.829 ± 0.056	8.40
Exp(1/10)	-1.488 ± 0.088	10.5	-1.497 ± 0.078	6.75
$U(0, 6)$	-5.180 ± 0.085	45.91	-5.281 ± 0.025	21.69
$U(0, 12)$	-5.234 ± 0.036	11.31	-5.232 ± 0.018	7.30
$U(0, 20)$	2.242 ± 0.130	7.19	2.224 ± 0.084	5.32

## Concluding Remarks

- **Two-Sided vs One-Sided:** amount of variance reduction seems to be problem dependent.
- **Parallel Phantoms:** The greatest contribution to efficiency improvement of the Phantom SPA comes from the parallel on-line systems.
- **Difference Processes:** Use of CRN via parallel phantom processes: exploit difference process recursions to decrease CPU time.
- **Conjecture:** high *negative* correlation between phantom systems.

On going:

- General formulation for threshold problems with **conditionally independent kernels:**

$$\mathbb{P}[X_{n+1} \in ds | X_n] = H(D_n), \quad \{D_n\} \text{ i.i.d.}, \quad H(\cdot) \text{ has a mass at threshold values.}$$

- Alternative formulation of two-sided critical rates via *weak differentiation* approach (in progress).
- **Extension of the properties:** the distribution of the difference process is conditionally independent of (filtered) critical rates.
- **Examples:** barrier options in finance (estimation of the greeks), queueing systems under random polling policies, optimal replacement models, etc.